

Scaled data based on original data using
LM-79-08 Approved Method: Electrical and Photometric Measurements of Solid-
State Lighting Products

Test Report Prepared for
Cooper Lighting Solutions
(formerly Eaton)

Brand: McGRAW-EDISON

Report Number: P385590

Luminaire Tested: **GWC-SA1A-827-U-T4FT-HSS**

Issue Date: 3/3/2020

Test Information

Test Method: LM-79-08
Report Number: P385590
TEST IS SCALED FROM IESNA LM-79-08 TEST DATA (G2-1903-205-17)
Test Lab: INNOVATION CENTER
Issue Date: 3/3/2020
Manufacturer: COOPER LIGHTING SOLUTIONS (FORMERLY EATON)
Product Line: MCGRAW-EDISON
Catalog Number: GWC-SA1A-827-U-T4FT-HSS
Description: GALLEON WALL LUMINAIRE
(1) 80 CRI, 2700K, 615mA LIGHTSQUARE WITH 16 LEDS AND TYPE IV FORWARD
THROW OPTICS WITH HOUSE SIDE SHIELD
Light Source: -
Ballast/Driver: ELECTRONIC DRIVER

Summary

Lumens per Lamp: N/A
Luminaire Lumens: 2599 lumens
Efficiency: N/A
Efficacy: 76.4 lumens/watt
Luminous Opening: Rectangular (W 0.5' x L: 0.5' x H: 0')
IES Classification: Type IV - Short
BUG Rating: B0 - U0 - G1

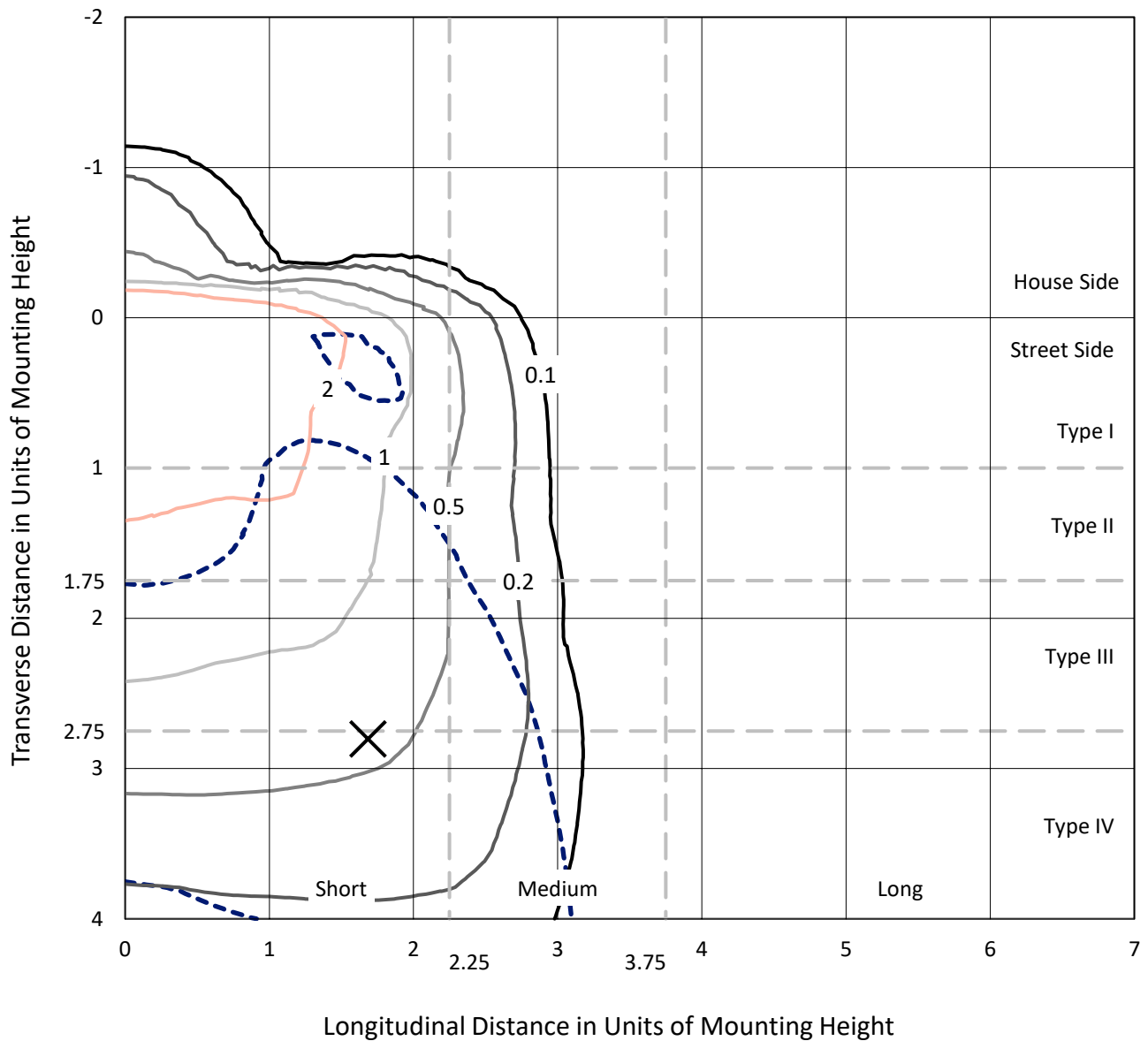
Input Watts (W): 34
Input Voltage (V): NR
Input Current (A_{in}): NR
Voltage Rise (V): NR
Power Factor: NR
Total Harmonic Distortion (THDi): NR
Frequency (hertz): 60
Stabilization Time: NR
Operation Time: NR
Ambient Temperature (°C): NR
Test Distance: 24 FT



REPORT NUMBER: P385590
 CATALOG NUMBER: GWC-SA1A-827-U-T4FT-HSS

Iso-Footcandle Lines of Horizontal Illumination

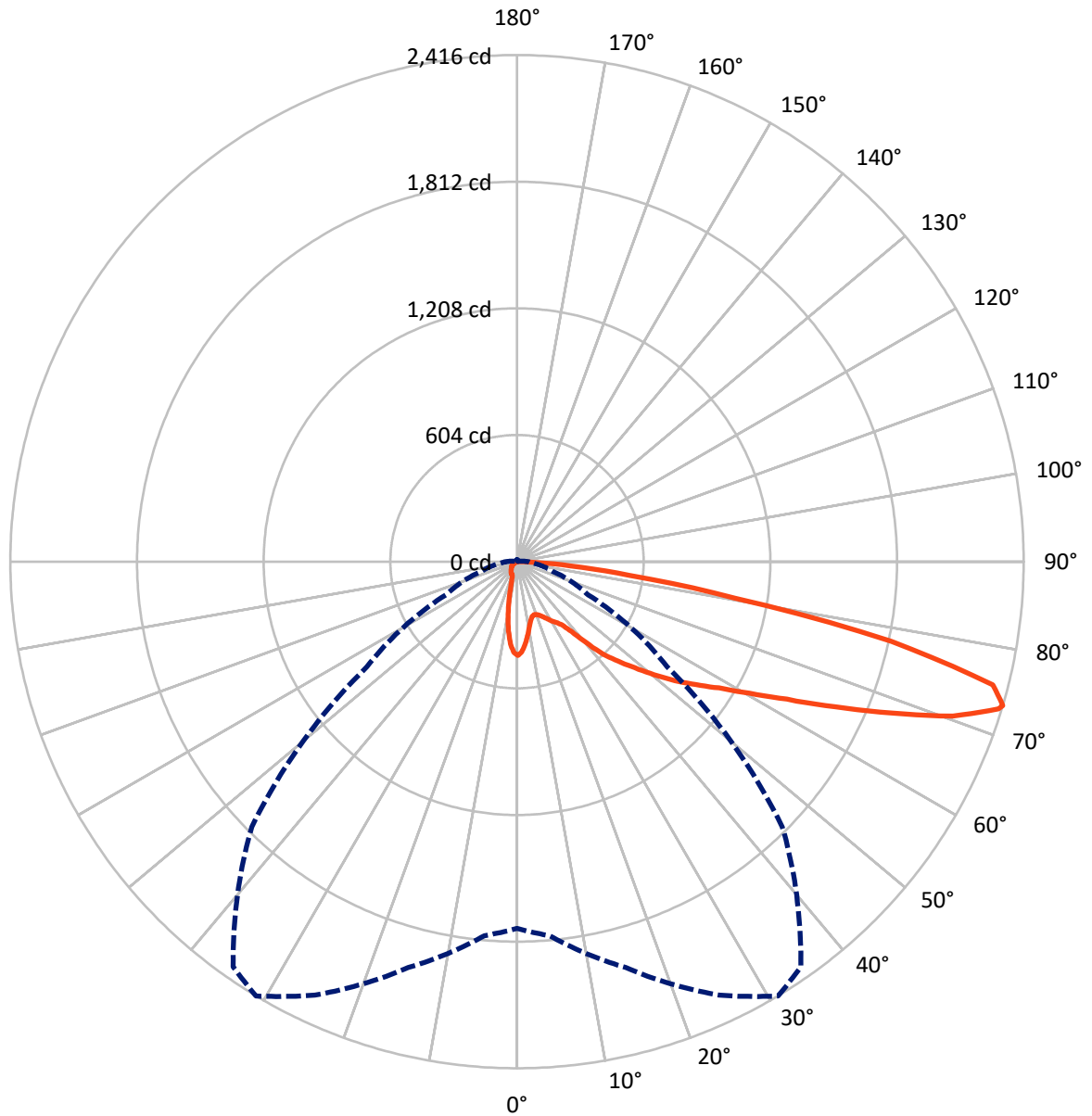
✕ Max cd
 - - - 1/2 Max cd



Based on 10 foot mounting height. Maximum calculated value = 4.5 fc
 Type IV - Short - N/A

REPORT NUMBER: P385590
CATALOG NUMBER: GWC-SA1A-827-U-T4FT-HSS

Luminous Intensity Polar Plot



— Vertical Plane Through 31-Deg Lateral - - - Horizontal Cone Through 73-Deg Vertical

REPORT NUMBER: P385590

CATALOG NUMBER: GWC-SA1A-827-U-T4FT-HSS

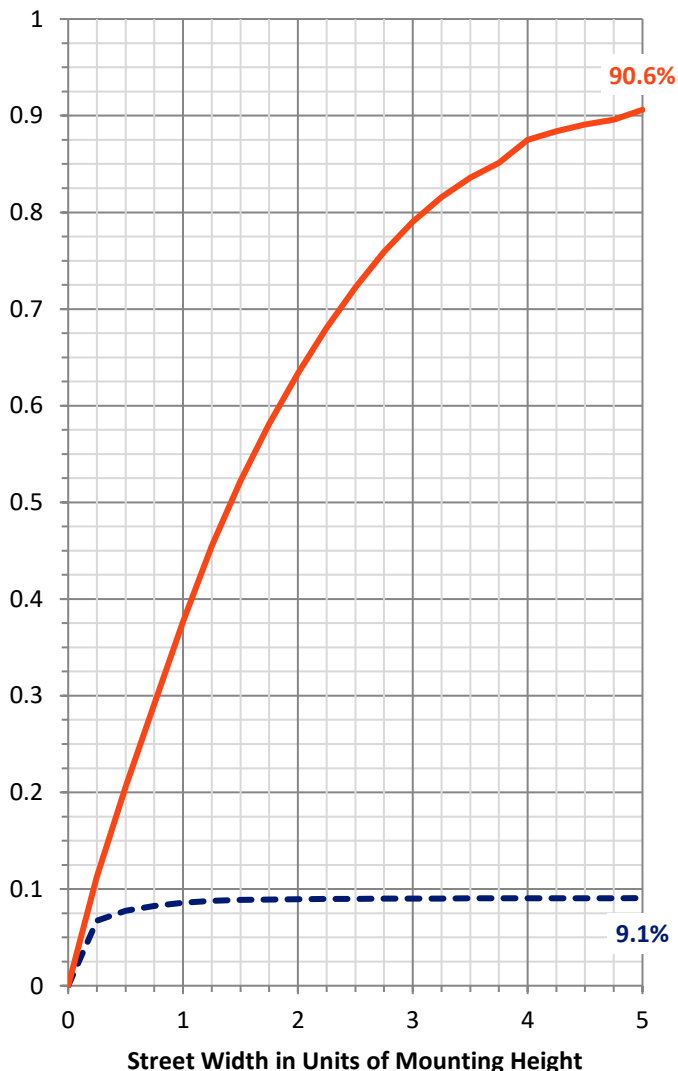
FLUX DISTRIBUTION:

		Downward	Upward	Total
House Side	Lumens	236.9	0.0	236.9
	% Fixture	9.1	0.0	9.1
Street Side	Lumens	2362.1	0.0	2362.1
	% Fixture	90.9	0.0	90.9
Total	Lumens	2599.0	0.0	2599.0
	% Fixture	100.0	0.0	100.0

ZONAL LUMENS:

Zone	Lumens	% Fixture
0°-10°	37.1	1.4
10°-20°	80.5	3.1
20°-30°	120.6	4.6
30°-40°	191.9	7.4
40°-50°	342.7	13.2
50°-60°	531.7	20.5
60°-70°	706.9	27.2
70°-80°	531.7	20.5
80°-90°	55.9	2.1
90°-100°	0.0	0.0
100°-110°	0.0	0.0
110°-120°	0.0	0.0
120°-130°	0.0	0.0
130°-140°	0.0	0.0
140°-150°	0.0	0.0
150°-160°	0.0	0.0
160°-170°	0.0	0.0
170°-180°	0.0	0.0
0°-90°	2599.0	100.0
0°-180°	2599.0	100.0

Coefficient of Utilization



REPORT NUMBER: P385590

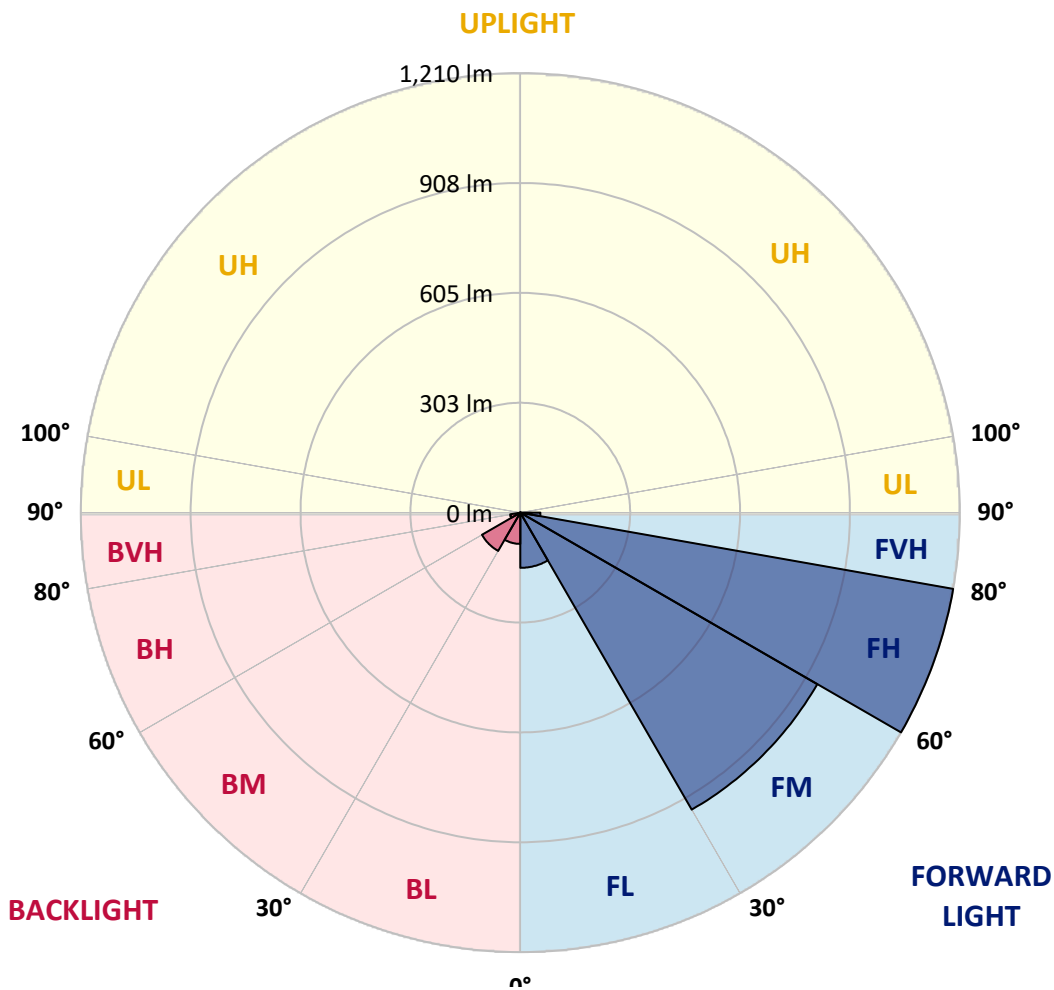
CATALOG NUMBER: GWC-SA1A-827-U-T4FT-HSS

LUMINAIRE CLASSIFICATION SYSTEM LUMEN TABLE AND BUG RATING:

Zone	Lumens	% Fixture	Zone Rating/Lumen Limit		
			B	U	G
FL (0°-30°)	152.0	5.9			
FM (30°-60°)	944.4	36.3			
FH (60°-80°)	1210.3	46.6			G1/1800
FVH (80°-90°)	55.4	2.1			G1/100
BL (0°-30°)	86.1	3.3	B0/110		
BM (30°-60°)	121.9	4.7	B0/220		
BH (60°-80°)	28.3	1.1	B0/110		G0/110
BVH (80°-90°)	0.5	0.0			G0/10
UL (90°-100°)	0.0	0.0		U0/0	
UH (100°-180°)	0.0	0.0		U0/0	

BUG Rating: B0-U0-G1

Type IV Short





REPORT NUMBER: P385590

CATALOG NUMBER: GWC-SA1A-827-U-T4FT-HSS

CANDELA DISTRIBUTION (FULL):

	0°	5°	15°	25°	31°	35°	45°	55°	65°	75°	85°
0°	447.2	447.2	447.2	447.2	447.2	447.2	447.2	447.2	447.2	447.2	447.2
2.5°	423.8	425.5	427.5	427.8	431.0	431.1	435.7	439.2	442.6	445.9	447.0
5°	380.3	383.2	386.6	390.1	396.8	399.5	410.7	422.1	433.0	443.5	448.6
7.5°	333.8	337.2	342.0	350.5	358.0	363.2	380.9	401.3	421.6	440.8	451.9
10°	291.5	294.5	299.6	308.7	320.2	327.4	351.1	379.4	409.3	438.4	456.8
12.5°	264.5	266.2	269.0	278.7	289.1	297.1	325.1	360.0	399.1	438.3	464.8
15°	259.6	260.1	257.8	262.1	270.3	278.0	306.4	344.4	391.3	440.3	475.3
17.5°	267.5	267.2	259.6	259.1	265.6	271.9	297.2	333.6	385.9	445.0	488.8
20°	279.4	278.5	265.3	262.9	269.7	275.7	296.6	329.5	383.8	452.9	505.2
22.5°	295.3	293.8	273.1	270.5	277.9	284.1	304.5	333.5	385.6	463.4	524.2
25°	315.0	312.7	286.4	283.6	291.1	297.3	318.6	344.8	390.9	476.3	548.4
27.5°	337.3	334.0	307.8	300.5	309.0	315.5	337.4	362.1	399.3	489.9	578.0
30°	358.3	353.9	330.3	318.3	328.8	336.0	357.8	382.7	412.8	510.9	618.6
32.5°	379.4	374.5	350.4	336.1	345.5	353.4	378.7	411.0	438.1	542.9	672.5
35°	428.0	422.9	393.2	369.7	369.6	374.0	408.1	449.8	471.6	587.6	736.9
37.5°	509.7	506.8	478.6	433.9	422.0	417.0	448.2	496.1	519.7	649.0	809.5
40°	599.3	596.7	565.1	524.6	506.4	494.2	505.7	560.6	587.6	724.0	883.6
42.5°	700.4	688.3	631.8	619.7	603.5	594.2	583.9	640.1	671.0	805.7	957.2
45°	792.2	771.9	698.6	680.3	676.6	678.9	684.6	746.9	764.9	902.7	1030.4
47.5°	846.9	830.9	774.7	757.1	756.1	771.2	814.5	867.6	858.3	987.3	1094.9
50°	898.9	884.4	837.7	842.1	846.8	867.4	961.9	991.7	943.7	1064.0	1154.0
52.5°	941.0	918.9	894.5	918.7	941.9	975.1	1114.0	1103.2	1004.2	1125.0	1204.6
55°	965.3	955.2	967.1	991.5	1035.0	1088.9	1257.6	1195.9	1048.5	1180.7	1238.3
57.5°	1054.3	1034.6	1058.1	1079.2	1136.0	1211.4	1380.5	1264.9	1080.4	1215.2	1246.1
60°	1162.0	1146.1	1160.0	1195.1	1271.7	1360.3	1495.5	1321.3	1097.1	1237.3	1226.0
62.5°	1333.5	1312.5	1303.8	1343.1	1444.6	1541.4	1582.7	1360.3	1093.4	1227.5	1157.1
65°	1563.2	1541.4	1502.8	1538.4	1667.5	1735.7	1680.3	1368.6	1067.9	1148.3	982.8
67.5°	1798.4	1782.7	1749.6	1809.6	1926.1	1948.1	1783.4	1348.5	986.0	931.1	694.4
70°	1953.9	1947.1	1968.6	2101.4	2205.3	2198.9	1878.1	1240.5	768.5	572.6	343.5
72.5°	1841.8	1874.1	2032.8	2273.6	2400.5	2348.6	1829.5	952.6	439.3	220.3	99.3
73°	1749.0	1790.3	2004.0	2280.1	2415.9	2359.1	1788.7	874.4	374.4	173.9	75.3
75°	1216.7	1267.5	1659.1	2123.5	2343.9	2247.6	1490.9	535.2	173.5	77.1	30.4
77.5°	590.7	628.3	913.5	1534.3	1822.9	1756.1	928.2	199.4	78.3	48.2	14.0
80°	220.5	245.2	396.5	780.9	1053.4	1081.0	408.2	75.4	52.1	38.8	7.1
82.5°	57.7	64.4	146.3	348.2	539.9	565.1	128.7	38.0	38.2	31.9	4.3
85°	18.4	21.1	45.7	156.3	254.4	223.3	33.6	18.4	27.7	23.8	2.4
87.5°	2.3	2.9	14.5	36.8	56.1	31.2	5.2	5.5	11.8	13.2	1.4
90°	0.0	0.0	0.0	0.0	0.0	0.0	0.0	0.0	0.0	0.0	0.0



REPORT NUMBER: P385590

CATALOG NUMBER: GWC-SA1A-827-U-T4FT-HSS

CANDELA DISTRIBUTION (continued):

	90°	95°	105°	115°	125°	135°	145°	155°	165°	175°	180°
0°	447.2	447.2	447.2	447.2	447.2	447.2	447.2	447.2	447.2	447.2	447.2
2.5°	448.2	447.5	447.7	444.4	442.2	437.9	433.4	431.4	429.2	428.3	429.2
5°	450.5	449.3	446.0	435.8	425.0	411.0	397.9	388.0	375.6	372.1	375.7
7.5°	454.0	451.7	442.1	421.3	397.3	370.6	340.6	318.7	300.8	289.2	293.4
10°	459.2	454.9	435.5	400.2	357.2	309.9	267.3	234.1	210.6	200.9	200.6
12.5°	468.0	459.9	427.3	372.8	308.3	245.2	189.4	153.4	134.3	122.0	121.7
15°	477.7	465.7	417.0	339.8	251.3	175.6	122.0	94.6	82.3	78.3	77.8
17.5°	489.5	472.5	403.7	299.3	191.7	116.4	79.6	71.7	71.2	70.8	70.8
20°	504.4	480.5	386.5	252.8	136.0	77.7	67.7	68.2	68.4	67.9	68.0
22.5°	521.7	488.6	366.0	203.0	92.0	65.0	64.7	65.4	65.6	65.4	65.5
25°	541.8	498.0	341.1	150.7	66.4	61.7	62.3	63.2	63.8	63.8	63.8
27.5°	566.7	509.5	311.1	105.2	57.4	58.2	60.0	61.7	62.6	62.8	62.8
30°	599.1	523.7	275.1	72.1	52.1	53.7	57.0	60.2	61.8	62.1	62.2
32.5°	640.1	539.7	233.4	53.3	47.7	48.8	52.4	57.7	60.9	61.4	61.4
35°	687.0	558.3	188.5	46.4	44.5	44.9	47.7	53.8	59.4	60.8	60.9
37.5°	738.4	576.6	143.3	43.4	41.8	41.8	43.9	49.1	55.7	60.0	60.5
40°	786.4	587.7	100.5	41.0	39.4	39.4	41.2	45.0	51.3	57.7	59.1
42.5°	830.6	591.5	69.9	38.7	37.1	37.5	39.0	42.1	46.8	53.3	54.6
45°	876.1	590.9	51.0	36.0	34.8	36.0	37.1	39.4	42.9	46.5	46.8
47.5°	910.5	585.5	40.4	33.4	32.7	34.2	35.2	36.8	38.7	38.4	38.4
50°	942.7	572.6	32.6	30.0	30.5	32.3	32.8	33.3	33.4	31.0	30.8
52.5°	967.1	552.3	26.1	26.3	28.4	30.1	29.6	28.9	27.6	24.7	24.2
55°	975.2	513.4	20.5	21.7	25.2	27.5	25.6	23.9	21.5	19.1	18.6
57.5°	960.5	463.2	16.7	16.9	21.2	23.1	21.0	19.1	16.4	14.4	14.0
60°	929.2	407.4	13.7	12.7	16.4	18.1	16.7	14.8	12.3	10.8	10.7
62.5°	867.1	347.8	11.3	9.9	12.5	13.9	13.0	11.6	9.5	8.5	8.4
65°	736.6	278.3	9.2	8.0	9.7	10.8	10.0	9.0	7.5	6.7	6.6
67.5°	514.2	188.1	7.5	6.6	7.6	8.5	7.9	7.4	6.0	5.9	6.0
70°	248.0	90.7	6.2	5.3	6.0	6.6	6.4	6.0	5.7	6.6	7.6
72.5°	71.1	30.4	5.0	4.5	4.8	5.2	5.5	5.3	6.2	8.0	9.3
73°	54.7	24.5	4.7	4.2	4.6	5.1	5.3	5.2	6.4	8.1	9.3
75°	23.4	11.8	3.6	3.4	3.8	4.5	4.7	4.7	6.4	8.3	8.9
77.5°	10.6	6.4	2.3	2.7	3.3	3.6	3.9	3.9	5.1	6.4	6.4
80°	6.0	3.4	1.8	2.0	2.4	2.4	2.4	2.2	2.3	2.5	2.8
82.5°	3.8	2.3	1.4	1.7	1.5	1.3	1.0	1.0	0.9	1.0	1.3
85°	2.2	1.3	1.3	1.0	0.6	0.5	0.6	0.5	0.1	0.0	0.1
87.5°	1.3	0.8	0.4	0.0	0.0	0.0	0.0	0.0	0.0	0.0	0.0
90°	0.0	0.0	0.0	0.0	0.0	0.0	0.0	0.0	0.0	0.0	0.0

Signify Classified - Internal
Cooper Lighting Solutions Photometric Lab
1121 Highway 74 South
Peachtree City, GA 30269

Scaled Data Report



Report Generated By 670245982

Signify Classified - Internal
Cooper Lighting Solutions Photometric Lab
1121 Highway 74 South
Peachtree City, GA 30269

Scaled Data Report



Signify Classified - Internal
Cooper Lighting Solutions Photometric Lab
1121 Highway 74 South
Peachtree City, GA 30269

Scaled Data Report



Signify Classified - Internal
Cooper Lighting Solutions Photometric Lab
1121 Highway 74 South
Peachtree City, GA 30269

Scaled Data Report



Signify Classified - Internal
Cooper Lighting Solutions Photometric Lab
1121 Highway 74 South
Peachtree City, GA 30269

Scaled Data Report



--- HS — SS

Signify Classified - Internal
Cooper Lighting Solutions Photometric Lab
1121 Highway 74 South
Peachtree City, GA 30269

Scaled Data Report



u

Signify Classified - Internal
Cooper Lighting Solutions Photometric Lab
1121 Highway 74 South
Peachtree City, GA 30269

Scaled Data Report



Signify Classified - Internal
Cooper Lighting Solutions Photometric Lab
1121 Highway 74 South
Peachtree City, GA 30269

Scaled Data Report



(END OF REPORT)